



Inter Company Posting Plugin

Inter Company Posting Plugin

Private & Confidential

September 27

2023

Submitted by:



Presoft (M) Sdn. Bhd.
(984288-U)

No. 2A-1, Jalan Puteri 2/5, Bandar Puteri, 47100 Puchong, Selangor Darul Ehsan, Malaysia.

Tel: (603)-8068 2556 Fax: (603)-8060 0359 HP: (016)-209 3883

Website: www.presoft.com.my Email: jason@presoft.com.my

Table of Contents

OBJECTIVE	2
SYSTEM REQUIREMENT	2
FEATURES OF INTER COMPANY POSTING PLUGIN	3
SETUP & INSTALLATION	3
ACCESS RIGHT	4
POSTING FIELD	5
DEFAULT ACCOUNT BOOK	6
BATCH UPDATE.....	7
CHANGE ITEM CODE	8
CHANGE ITEM UOM	9
OPTIONS	10
PRODUCT REGISTRATION	11

Objective

Intercompany Posting is designed for users who want to post Items, Debtors, and Creditors in Headquarter to multiple companies.

The benefits are below:

- Increased productivity and simplified transactions
- Minimized error with one-time entry of information, automated updates.
- Efficient, cost effective transactions with HQ and subsidiary companies.

System requirement

System requirement as below:

- AutoCount Version 2.0 Basic Above
- UDF Module

Features of Inter Company Posting Plugin

Setup & Installation

Tools > Plug In Manager > Installation

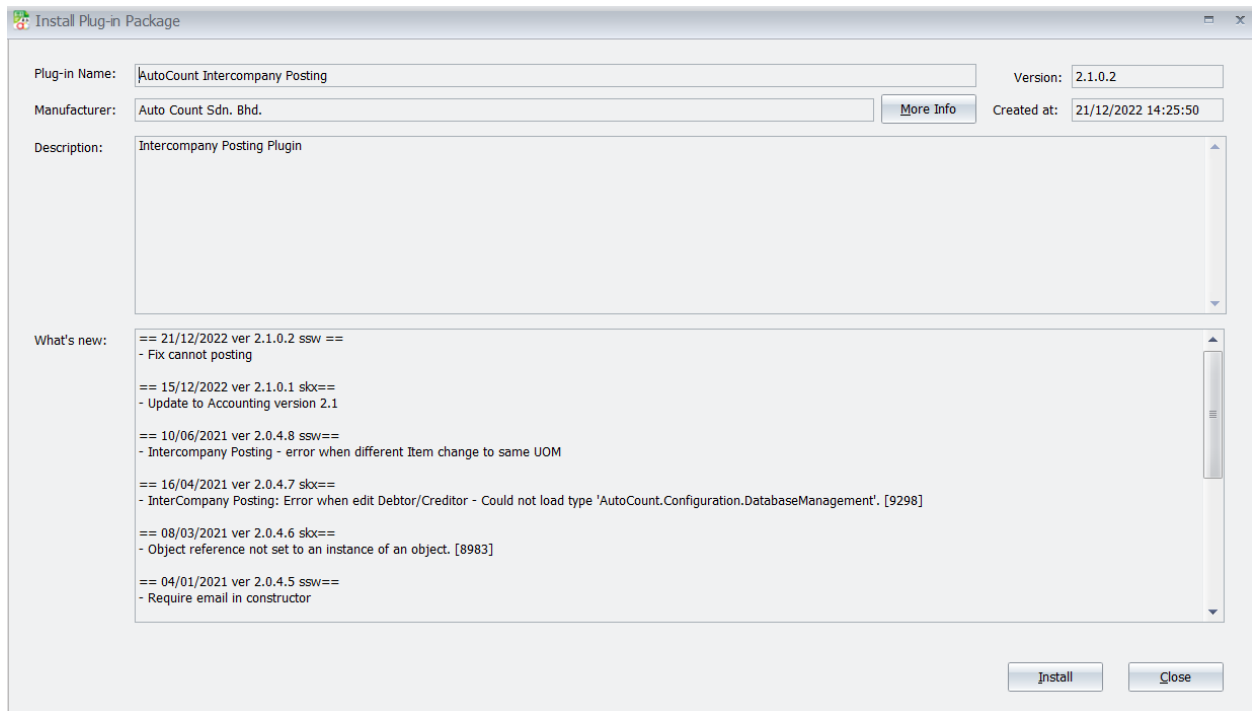


Figure 1 Plugin Patch Note

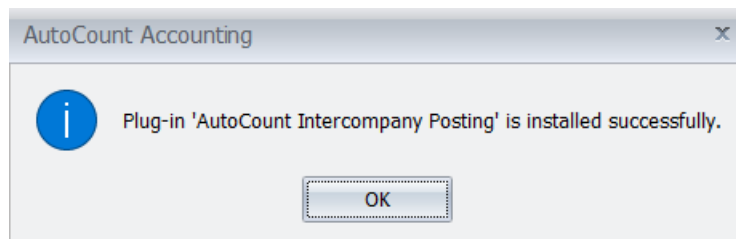


Figure 2 Plugin Install Successfull

Inter Company Posting Plugin

Access Right

User Maintenance > Access Right

Description	Users & Groups
AutoCount Accounting	
PlugIns	
InterCompany Billing Plugin Sales & Purchase	ADMIN
Setting	ADMIN
ICB Posted	ADMIN
Intercompany Posting Plugin	
Debtor	
Can Access [Posting Field]	ADMIN
Can Access [Default Account Book]	ADMIN
Can Access [Batch Update]	ADMIN
Can Access [Change Debtor Code]	ADMIN
Can Access [Change Creditor Code]	ADMIN
Creditor	
Can Access [Posting Field]	ADMIN
Can Access [Default Account Book]	ADMIN
Can Access [Batch Update]	ADMIN
Stock Item	
Item Package	
Can Access [Options]	ADMIN
Can Access [Product Registration]	ADMIN
Posting Screen	
UniCart 2.0	

Figure 3 Access Rights Maintenance

Inter Company Posting Plugin

Posting Field

Intercompany Posting > Stock Item > Posting Field

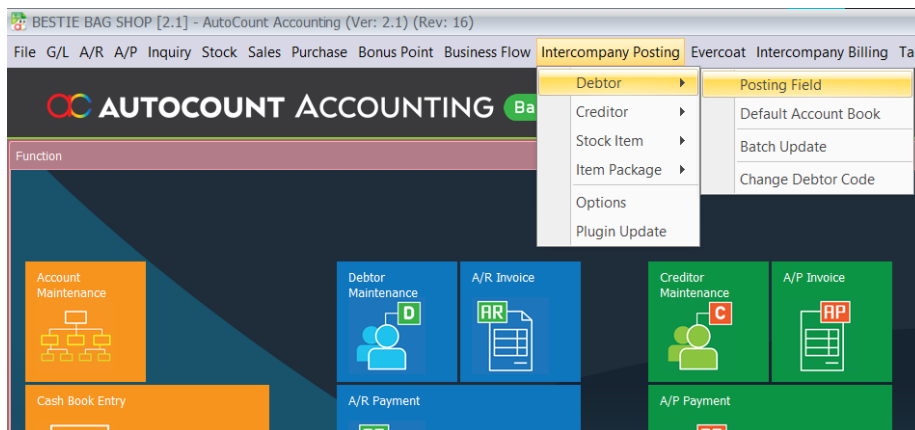


Figure 4 Posting Field in Debtor Menu

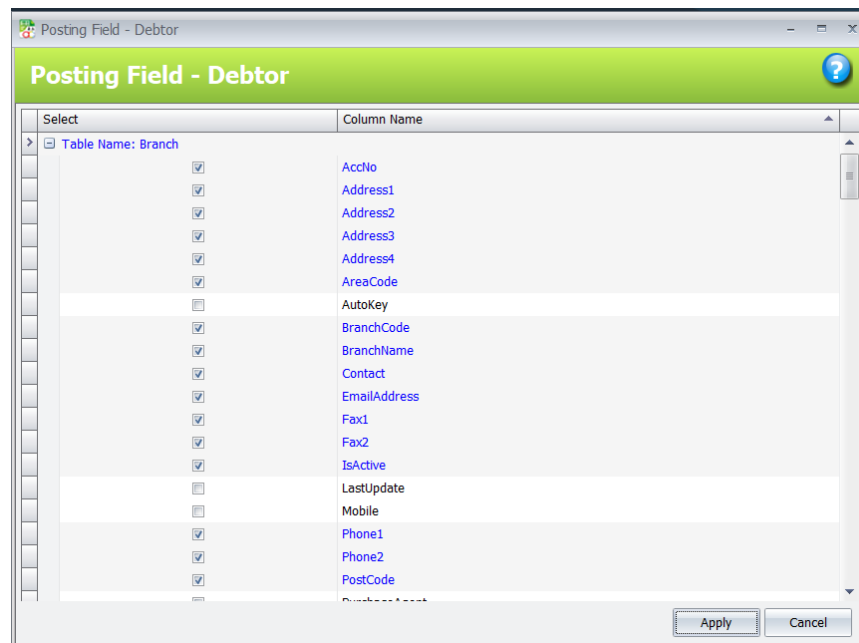


Figure 5 Debtor Posting Field

Note:

Just tick on the item which need to post to other account book.

Inter Company Posting Plugin

Default Account Book

Intercompany Posting > Stock Item > Default Account Book

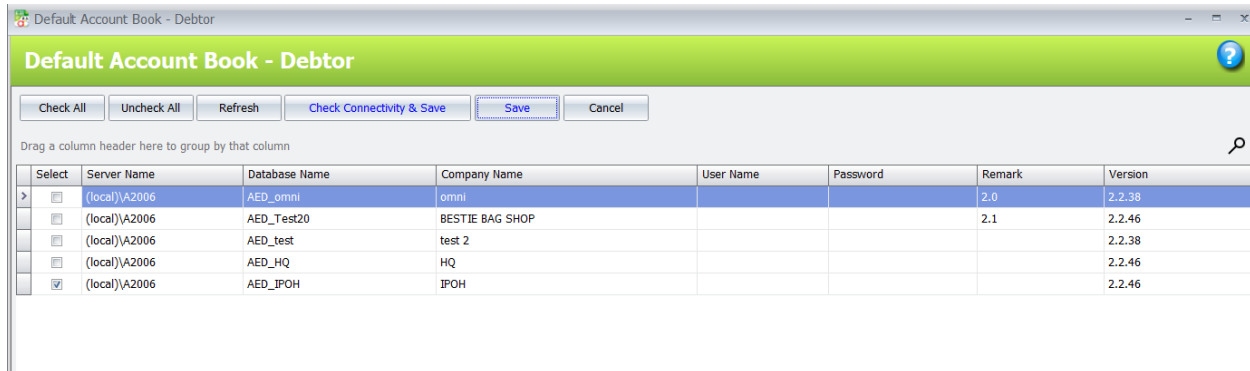


Figure 6 Debtor Default Account Book

Setting

Step 1, Just tick on the checkbox where you want to post to

Step 2, Tick and Check Connectivity & Save

Take Note:

HQ Account Book – Must install Item Posting Plug-ins

Other Account Book – no compulsory to install the Item Posting, depend on if this account book is allow to edit and post to HQ account book

Inter Company Posting Plugin

Batch Update

Intercompany Posting > Stock Item > Batch Update

Batch Update - Debtor

Filter Options
 Debtor Code : No filter
 Debtor Type : No filter

Inquiry Advanced Search Check All Uncheck All Post Hide Options Close

Drag a column header here to group by that column

Select	Success	Debtor Code	Debtor Name	Sales Agent	Phone 1	Fax 1	Is Active
<input checked="" type="checkbox"/>	<input checked="" type="checkbox"/>	300-#001	Presoft Sdn Bhd		03-896832356		<input checked="" type="checkbox"/>
<input checked="" type="checkbox"/>	<input checked="" type="checkbox"/>	300-#001	Kang Sdn Bhd		0123564789		<input checked="" type="checkbox"/>
<input checked="" type="checkbox"/>	<input checked="" type="checkbox"/>	300-#001	Khong Sdn Bhd		02356255460		<input checked="" type="checkbox"/>
<input checked="" type="checkbox"/>	<input checked="" type="checkbox"/>	300-L001	Ling Sdn Bhd		016547894		<input checked="" type="checkbox"/>
<input checked="" type="checkbox"/>	<input checked="" type="checkbox"/>	300-#002	RYAN LEE				<input checked="" type="checkbox"/>
<input checked="" type="checkbox"/>	<input checked="" type="checkbox"/>	300-#001	HQ SDN BHD				<input checked="" type="checkbox"/>
<input checked="" type="checkbox"/>	<input checked="" type="checkbox"/>	300-#003	Koi Sdn Bhd		021564789		<input checked="" type="checkbox"/>
<input checked="" type="checkbox"/>	<input checked="" type="checkbox"/>	300-L003	Lau Sdn Bhd		0136524789	0136547852	<input checked="" type="checkbox"/>

Figure 7 Debtor Batch Update

Intercompany Posting - Debtor

Check All Uncheck All **Proceed** Cancel

Select	Server Name	Database Name	Company Name	Success	Status
<input checked="" type="checkbox"/>	(local)\A2006	AED_IPOH	IPOH	<input type="checkbox"/>	

Figure 8 Update Confirmation

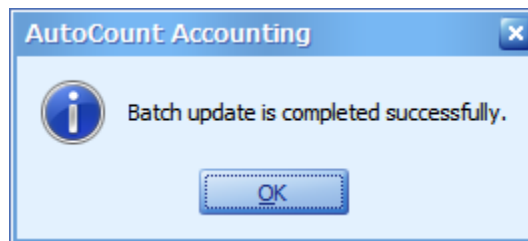


Figure 9 Update Successful

Inter Company Posting Plugin

Change Item Code

Intercompany Posting > Stock Item > Change Item Code

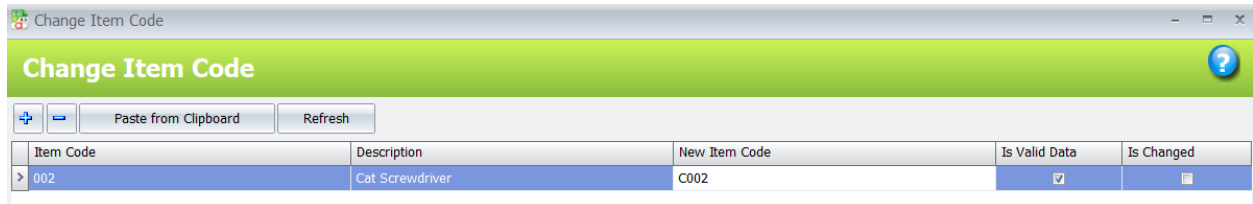


Figure 10 Change Item Code

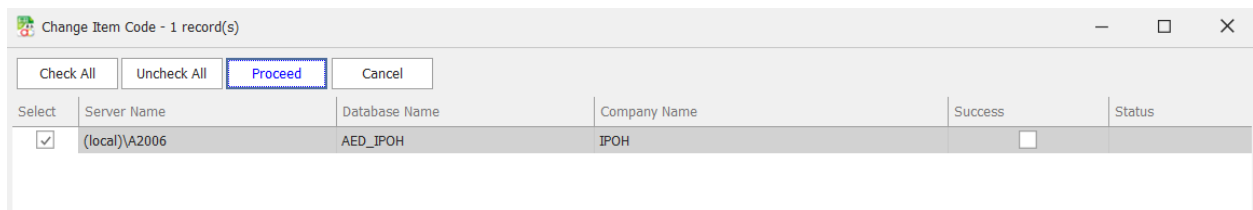


Figure 11 Update Item Code Confirmation Page

Change Item UOM

Intercompany Posting > Stock Item > Change Item UOM

Item Code	Description	UOM	New UOM	Is Valid Data	Is Changed
003	Bosch Drill	box	UNIT	<input type="checkbox"/>	<input type="checkbox"/>
001	Niki Jacket	unit	PACK	<input type="checkbox"/>	<input type="checkbox"/>
008	PILOT BLUE MARKER	pack	UNIT	<input type="checkbox"/>	<input type="checkbox"/>

Figure 12 Change Item UOM

Apply to change.

Select	Server Name	Database Name	Company Name	Success	Status
<input checked="" type="checkbox"/>	(local)\A2006	AED_IPOH	IPOH	<input type="checkbox"/>	

Figure 13 Update Item UOM Confirmation Page

Inter Company Posting Plugin

Options

Intercompany Posting > Options

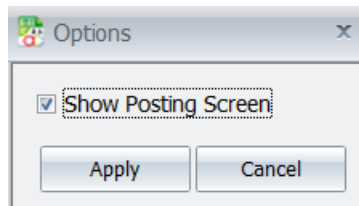


Figure 14 Show Posting Screen Setting

Posting Screen as below show



Figure 15 Update Posting Screen

Product Registration

Intercompany Posting > Stock Item > Posting Field

The screenshot shows a software window titled "Product License Registration" with the TMCMS logo and version "My Reg.: 1.8.8.5". The window has two tabs: "License Registration" (selected) and "About". The main area contains the following fields and information:

- License Type : License Code
- Product Id : **0801** (Digital Sign)
- Product : Inter-Posting
- Company Name : AutoCount GST Exercise
- Address : B3-9-2, Lorong Batu Nilam 3F,
Bandar Bukit Tinggi,
41200 Klang.
- Phone : 03-33242148
- Fax : 03-33243721
- Registration Code : **This product is not registered.**

Below the main fields is a "Modules" section with the following options:

- Number of Inter-Account Book : 1
- Inter-Debtor
- Inter-Item
- Inter-Creditor

At the bottom of the window are three buttons: "Print License Request Form", "Register", and "Close".

Note

Inter Company Posting Plugin

Number of Inter-Account Book – how many account book do you want to post

Registration Code – Request from our license department – print this screen and email to admin@tmcs.com.my